



1442 BROADWAY

Small Suites and Full Floor Available for Lease
Spaces up to 13,428 RSF

Floor / Suite	Size	Asking Rent	Cam Charges
Entire 24th Floor	13,428 RSF	Upon Request	Sub metered at 108%

ENTIRE 24TH FLOOR

Full Floor Penthouse Available: Newly demolished space ready to receive new installation. Landlord will build to suite. All reasonable divisions considered. Bright Space with Three sides of natural light, LED lighting, large windows with Broadway exposure. Building features eight (8) dedicated elevators, 24/7 attended lobby, and direct access to the Elsie Rooftop.

1412
BROADWAY

Test Fit
13,428 RSF






- | | | |
|------------|-----------|--------------|
| Office | Conf Room | IT Room |
| Open Space | Amenities | Comfort Zone |
| Reception | Pantry | |

ELSIE ROOFTOP

Twenty-five stories up near Bryant Park sits the lavish Elsie Rooftop paying homage to society's doyenne. Offering progressive mixology and an upscale seasonally focused light fare menu, which perfectly compliments every cocktail. Located on the 25th floor penthouse — Elsie is truly an allseason destination with stylish indoor and outdoor seating options.

1412
BROADWAY





1442
BROADWAY