


SUBLEASE AT

30

ROCKEFELLER
PLAZA

ENTIRE 35TH, 36TH & 37TH FLOORS



NEW YORK, NEW YORK

SUBLEASE AT

30

ROCKEFELLER
PLAZA

ENTIRE 35TH, 36TH & 37TH FLOORS

ICONIC ADDRESS...



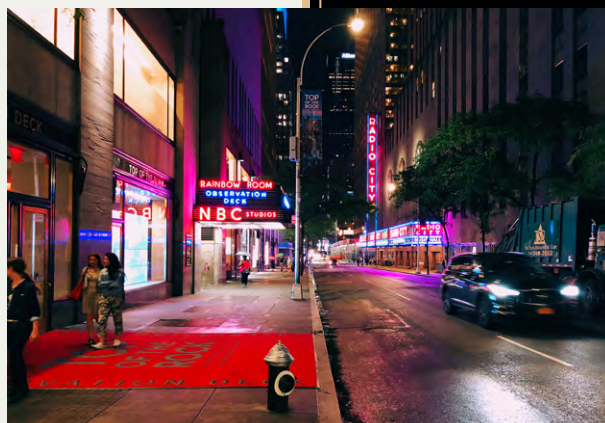
...ENDLESS





BUILDING & CENTER HIGHLIGHTS

- 30 Rockefeller Plaza is situated in the heart of the iconic Rockefeller Center
- World-class retail, dining, art and entertainment experiences, some that change seasonally
- Centrally located within a 10 minute walk to Grand Central Terminal, 16 subway lines, 7 bus routes and 6 Citi Bike docks
- The exclusive Rainbow Room event space located on 65th floor
- Landmarked lobby



POSSIBILITIES



PREMISES



Entire 35th Floor 36,702 rsf
Entire 36th Floor 34,913 rsf
Entire 37th Floor 36,623 rsf
Total..... 108,238 rsf


POSSESSION

30 days

Term

Thru 9/30/2024





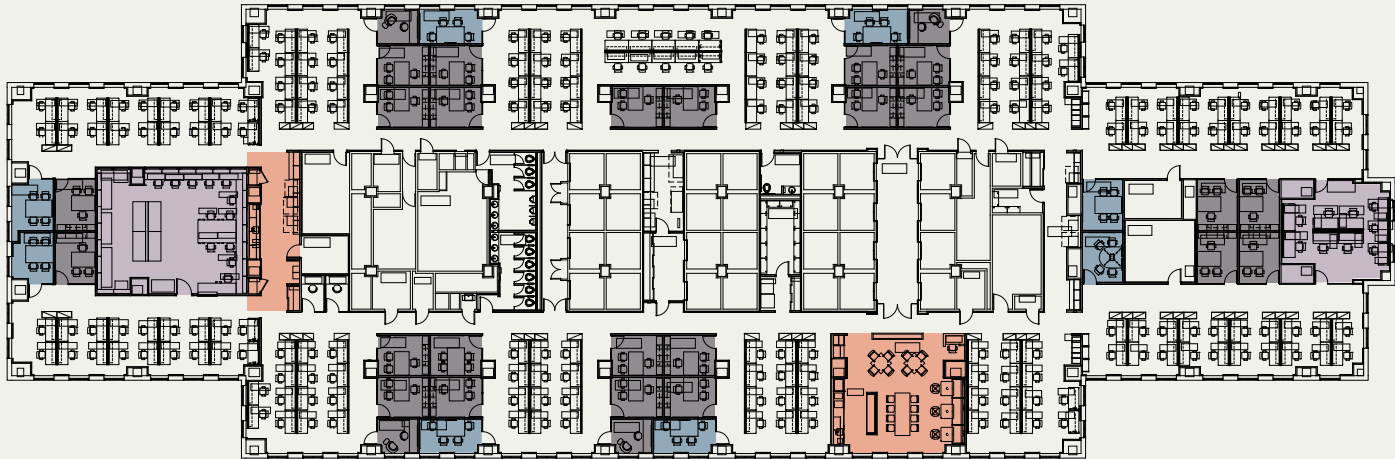
SPACE HIGHLIGHTS

- Credit-worthy sublandlord
- 360° views of the Manhattan skyline
- Floors can be leased together or individually
- High-end installation and furniture that could be made available
- Replaced and modernized convactor covers

FLOOR PLANS

AVENUE OF THE AMERICAS

FIFTH AVENUE



Offices Conference Rooms Team Room Pantries Mother's Room



35TH FLOOR

36,702 rsf

23 offices

199 workstations

9 4-person conference rooms

6 phone rooms

2 pantries



SUBLEASE AT

30

ROCKEFELLER
PLAZA

ENTIRE 35TH FLOOR

