

MULTIPLE SPACES | DIRECT



← CONCOURSE

• Weight Watchers  
• Catalyst S.P.O.R.T.

1210

BROADWAY





## SPACE FEATURES

● Prebuilt ● White boxed  
● 2nd Gen

Partial 10<sup>th</sup> Floor (1005)..... 5,244 SF

Term ..... Negotiable



Lease Type ..... Direct

- Recent \$20 million in capital improvements to the building include a new lobby, fire alarm system, new common corridors and restrooms throughout the building and a new destination dispatch elevator system
- Operable windows throughout all spaces
- Tenant controlled air conditioning
- Centrally located within walking distance of Grand Central Terminal, Penn Station, Port Authority, Path and Bryant Park
- Immediate access to 1,2,3,7,A,C,E,N,Q,R,S



**1210**  
BROADWAY

## THE SPACE

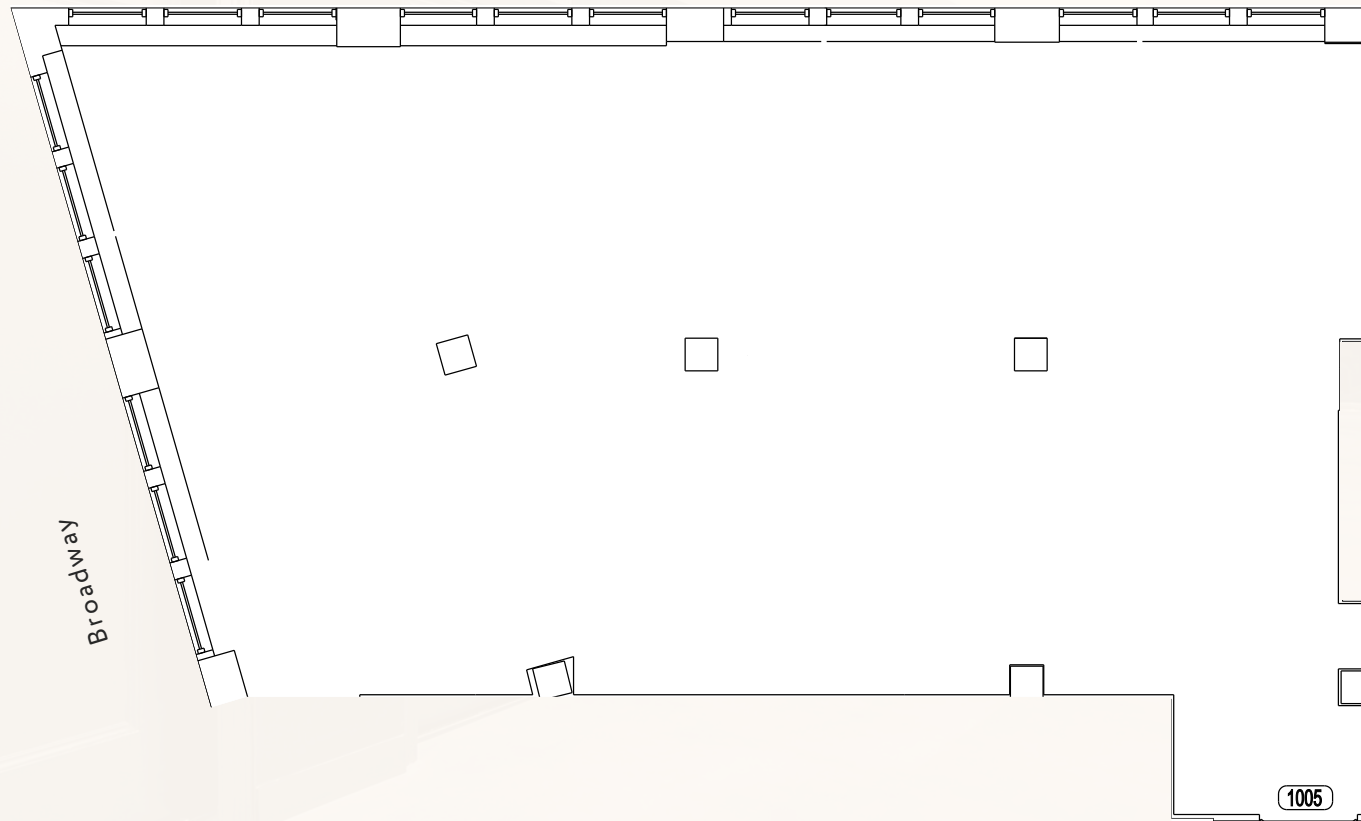


**1210**  
BROADWAY

# FLOOR PLANS

PARTIAL 10<sup>TH</sup> FLOOR  
CURRENT CONDITION: WHITE BOXED

39<sup>TH</sup> Street



**Suite 1005**  
**5,244 SF**



# 1210

BROADWAY

ALL DELIVERIES  
USE 1210 STREET  
SERVICE ENTRANCE