



TWO • NINETY • TWO


MADISON AVENUE

FULL FLOOR PREBUILTS • 6,035 RSF TO 11,113 RSF



20TH FLOOR : 6,035 RSF

[VIEW VIRTUAL TOUR](#)




18TH FLOOR : 6,035 RSF

[VIEW VIRTUAL TOUR](#)




16TH FLOOR : 6,035 RSF

[VIEW VIRTUAL TOUR](#)



12TH FLOOR : 11,113 RSF

[VIEW VIRTUAL TOUR](#)



10TH FLOOR : 11,113 RSF

[VIEW VIRTUAL TOUR](#)

FEATURES:

- New lobby & storefront
- Industrial steel painted columns
- Polished concrete floors
- Open ceilings & exposed ductwork
- Operable windows
- Tenant-controlled HVAC
- Private restrooms
- High-end pantries
- Steps from Grand Central & Bryant Park
- Close proximity to numerous subways

[VIEW GALLERY](#)



FULL FLOORS AVAILABLE

FLOOR	SQUARE FEET	FLOOR PLAN	TOUR
20	6,035 RSF	Download	View Tour
18	6,035 RSF	Download	View Tour
16	6,035 RSF	Download	View Tour
15	5,011 RSF	Download	
12	11,113 RSF	Download	View Tour
10	11,113 RSF	Download	View Tour
6	11,113 RSF	Download	

